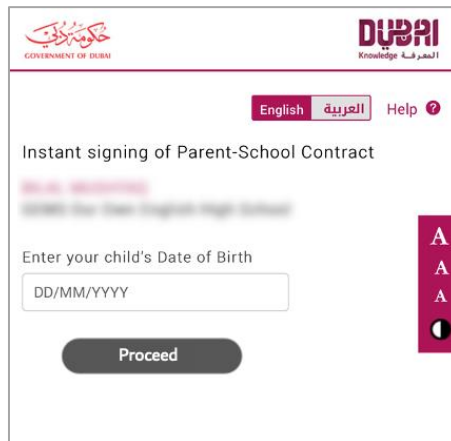


## Parent-School Contract

This Parent-School contract ensures that both parents and schools are aware of their duties and responsibilities towards each other and the students. There is immense benefit when a relationship is based on agreed terms and conditions that are set out clearly – as in this document.

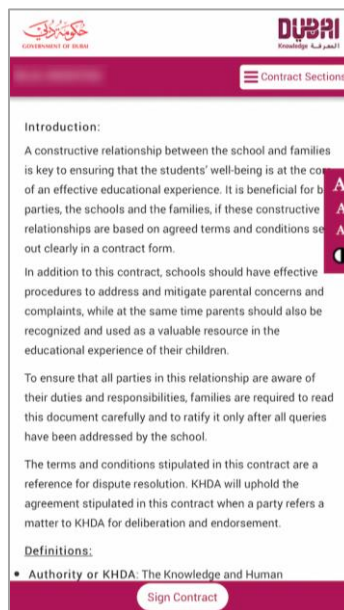
## Signing KHDA Parent-School Contract using your mobile phone

**Step 1:** Click on your unique SMS link to open the Parent-School Contract. Your child's name and school will be displayed. You'll receive a separate link for each of your children enrolled at a private school in Dubai. Enter your child's date of birth to log in.

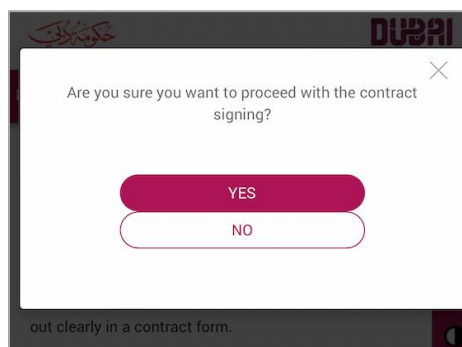


Government of Dubai logo and KHDA logo are visible at the top. The text 'Instant signing of Parent-School Contract' is displayed. Below this, there is a field for 'Enter your child's Date of Birth' with a placeholder 'DD/MM/YYYY' and a 'Proceed' button. The interface is in Arabic and English.

**Step 2:** After reading the contract, sign using the ‘Sign Contract’ button.



**Step 3:** Choose ‘Yes’ to proceed with signing or ‘No’ to read the contract again.



**Step 4:** Once you have signed the contract, don't forget to share your experience with us.

✔ Thank you!

You have successfully signed the contract of [REDACTED] for academic year 2022-2023.  
To view the contracts of your children, please log in to the Parent Portal using [this link](#).

How was your experience?

😊 😐 😞

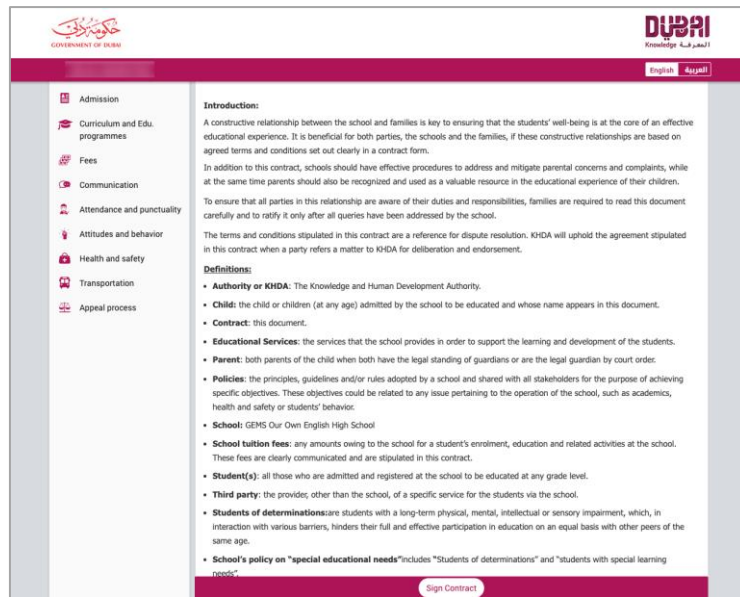
SUBMIT

## Signing KHDA Parent-School Contract using laptops or similar devices

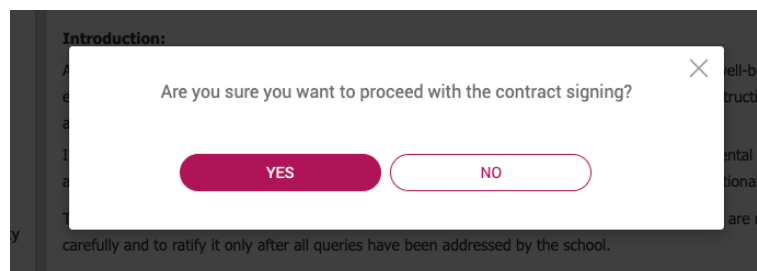
**Step 1:** Click on your unique SMS link to open the Parent-School Contract. Your child's name and school will be displayed. You'll receive a separate link for each of your children enrolled at a private school in Dubai. Enter your child's date of birth to log in.

The screenshot shows a web interface for signing a Parent-School Contract. At the top left is the Government of Dubai logo. At the top right is the KHDA logo with the text 'المعرفة Knowledge'. Below the logos, there are language options: 'English', 'العربية', and 'Help'. The main heading is 'Instant signing of Parent-School Contract'. Below this, the child's name 'M.A. MUBTAKA' and school 'KHDA Our Own English High School' are displayed. A form field prompts the user to 'Enter your child's Date of Birth' with a placeholder 'DD/MM/YYYY'. A 'Proceed' button is located below the form field. On the right side, there is a vertical menu with three 'A' icons and a dark circle icon. At the bottom, the copyright notice 'Copyright © 2022 KHDA | All Rights Reserved' is visible.

**Step 2:** After reading the contract, sign using the ‘Sign Contract’ button.



**Step 3:** Choose ‘Yes’ to proceed with signing or ‘No’ to read the contract again.



**Step 4:** Once you have signed the contract, don't forget to share your experience with us.

